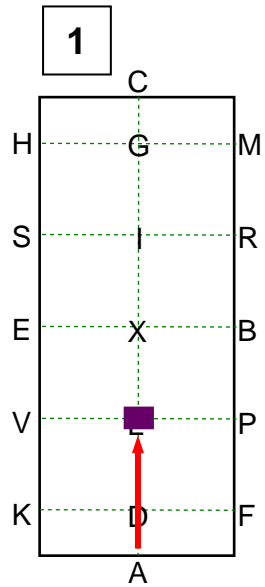


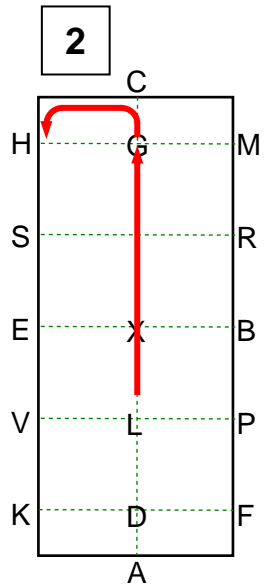
DRESSUURPROEF KLASSE M TWEE- EN LANGSPANNEN

Ring 40x80m - Positie juryleden C-M - Versie januari 2018



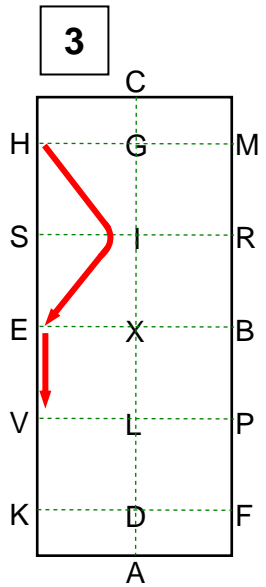
1

A Binnenkomen in arbeidsdraf
L Halthouden en groeten



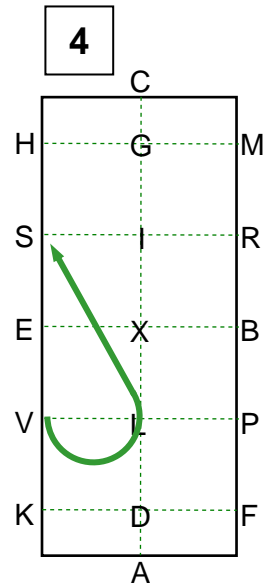
2

Voorwaarts in arbeidsdraf
C Linkerhand



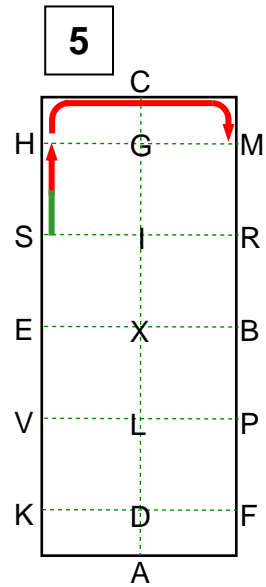
3

H-E Gebroken lijn
15 meter



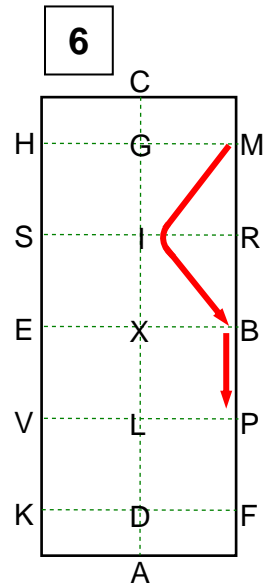
4

V-L-S Linksomkeert
20 meter in verzamelde draaf



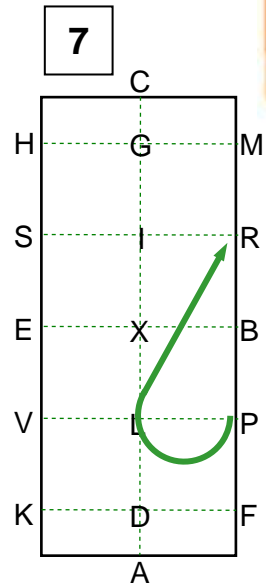
5

Tussen S en H Overgang arbeidsdraf



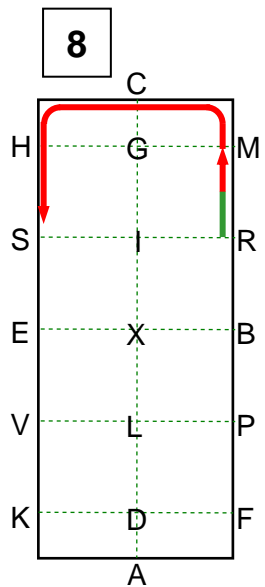
6

M-B Gebroken lijn
15 meter



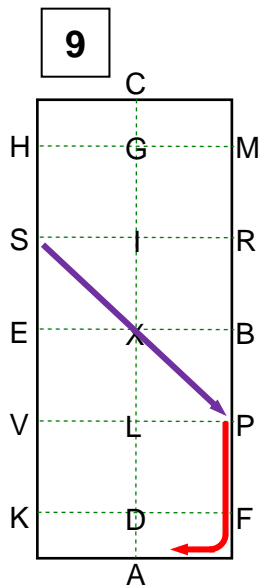
7

P-L-R Rechtsomkeert
20 meter in verzamelde draaf



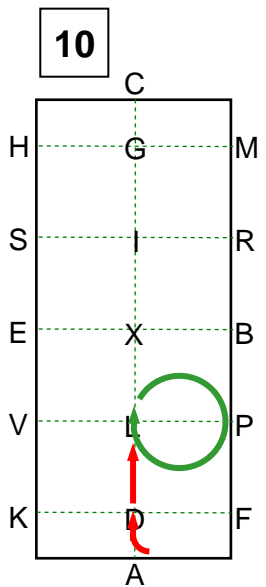
8

Tussen R en M Overgang arbeidsdraf



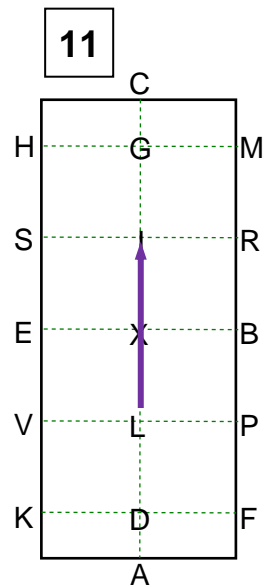
9

S-X-P Van hand veranderen in middendraaf
P Arbeidsdraaf



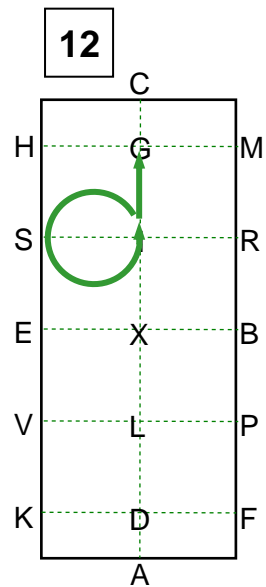
10

A Afwenden
L Volte 20 meter rechts in verzamelde draaf



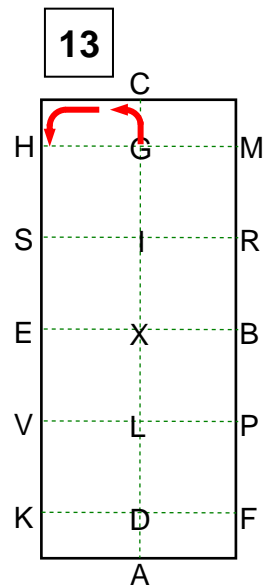
11

L-I Middendraaf



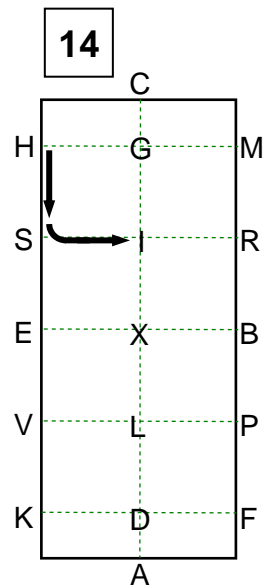
12

I Volte 20 meter links in verzamelde draaf



13

G Arbeidsdraf
C Linkerhand



14

H Arbeidsstap
S Afwenden

GANGEN

Achterwaarts



Halthouden



Arbeidsstap



Arbeidsdraf



Verzamelde draaf



Middendraaf



Uitgestrekte draaf

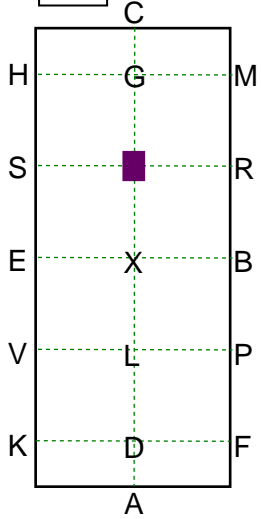


DRESSUURPROEF KLASSE M TWEE- EN LANGSPANNEN

Ring 40x80m - Positie juryleden C-M - Versie januari 2018

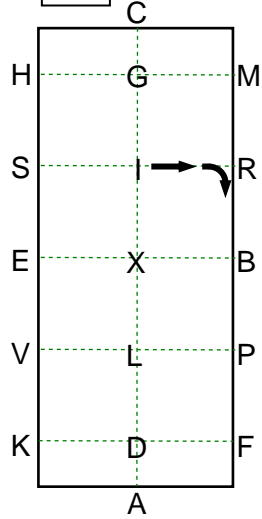


15



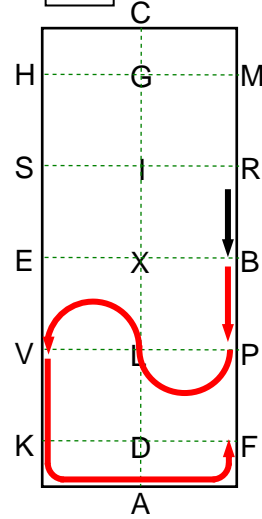
I Halthouden
5 seconden stilstaan

16



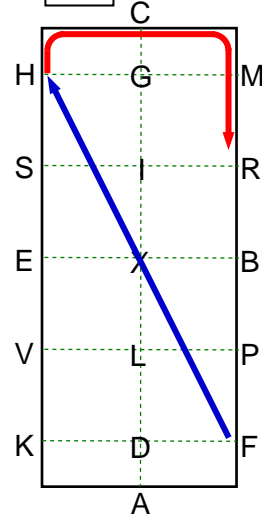
Voorwaarts
arbeidsstap
R Rechterhand

17



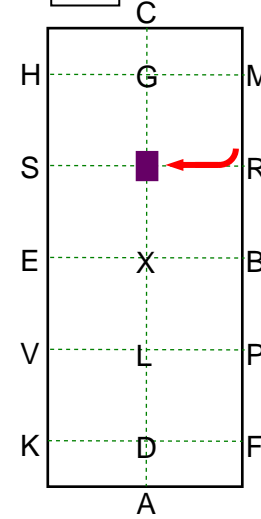
B Arbeidsdraf
P Door een S van
hand veranderen

18



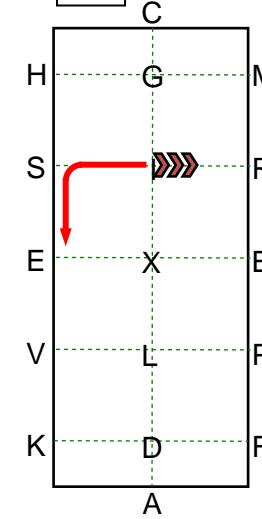
F-X-H Van hand
veranderen in
uitgestrekte draf
Arbeidsdraf
H

19



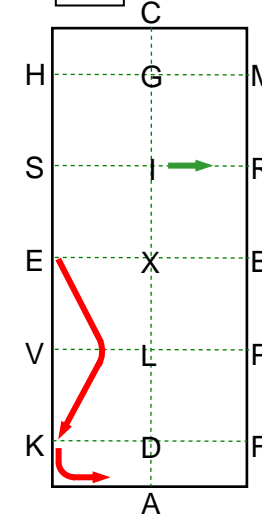
R Afwenden
I Halthouden
(menger op A-C-lijn)

20



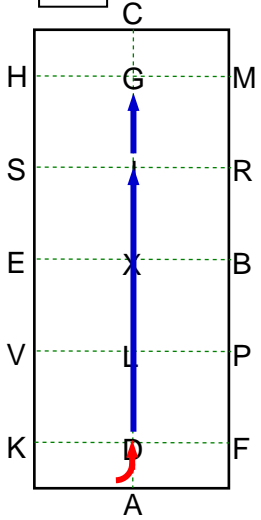
4 passen achterwaarts
Voorwaarts arbeidsdraf
S Linkerhand

21



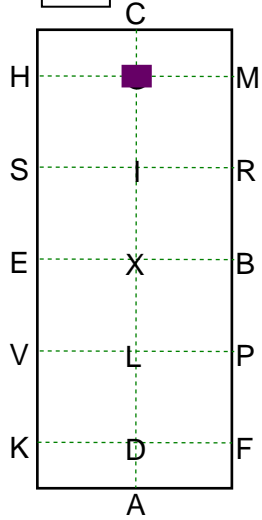
E-K Gebrokenlijn
10 meter

22



A Afwenden
D-I Uitgestrekte draf

23



G Halthouden groeten
De ring verlaten in arbeidsdraf

GANGEN

Achterwaarts
←←←

Halthouden
■

Arbeidsstap
→

Arbeidsdraf
→

Verzamelde
draf
→

Middendraf
→

Uitgestrekte
draf
→